



The Enola Group Early Head Start Annual Report Program Year Ending June 30, 2017

Early Head Start Program Mission is to:

- Enhance the growth and development of young children
- Support and strengthen healthy family development and well-being
- Promote healthy prenatal outcomes for women
- Provide services to children with disabilities and their families

Contact Information:

Alexander Early Head Start
401 East Main Avenue
Taylorsville, NC 28681
Phone: 828-635-1479
Fax: 828-635-1469
Facebook:
Alexander Early Head Start

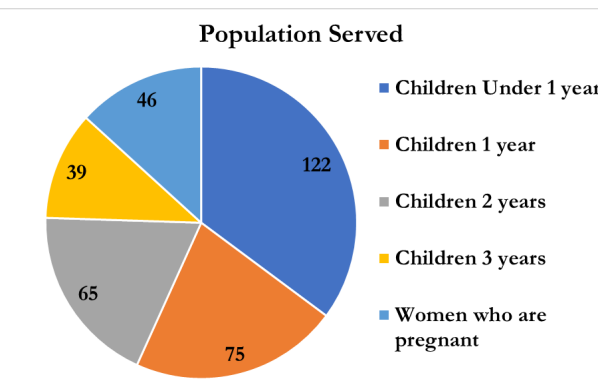
Burke Early Head Start
501 E. Concord St.
Morganton, NC 28655
Phone: 828-475-0107
Fax: 828-475-1086
Facebook:
Burke Early Head Start

Caldwell Early Head Start
609 Harper Avenue
Lenoir, NC 28645
Phone: 828-757-8632
Fax: 828-757-8633
Facebook:
Caldwell Early Head Start

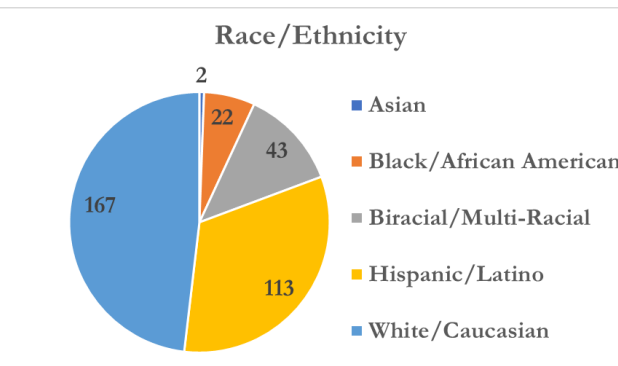
Early Head Start Demographic Information

We are a comprehensive, community-based program funded by the Office of Head Start to serve families with children birth to age three and women who are pregnant. We provide in-home education, family support, and center based early childhood education services to eligible families living in Alexander, Burke and Caldwell Counties. Family group activities and child and family socializations are offered to families at our county level Family Resource Centers.

Our program's funded enrollment is 200 children and families. Throughout the year, we maintained 100% funded enrollment and served a cumulative total of 347, including 301 children, 46 women who were pregnant, and 242 families.



Enrollment by Eligibility Category	#	%
Income below 100% of federal poverty line	230	66%
Income between 100% and 130% of poverty	28	8%
Receipt of public assistance (TANF, SSI)	25	7%
Status as homeless	23	7%
Status as foster care	18	5%
Over income	23	7%



Primary Language Used at Home	#	%
English	243	70%
Spanish	102	29%
Asian	2	1%

Expenditures and Budget for 2016-2017 Program Year

Salaries	58%	Supplies	4%
Fringe Benefits	20%	Technical Assistance and Training	2%
Contractual	2%	Operational Costs (rent, utilities, mileage reimbursement, etc.)	14%

In-Kind Contributions \$641,879 +

The Enola Group received: \$2,567,512 to implement Early Head Start. The independent audit resulted in no program findings.

Program Highlights from 2016-2017


- Provided 43 newborn screenings with a nurse and/or an in-home educator
- Engaged 40% of fathers/male caregivers in individual and group child learning activities
- Served a cumulative count of 3,037 children/family members in groups
- Provided 46 women with prenatal and health care education
- Received a Catholic Charities Campaign for Human Development grant to support dental care
- Partnered with Second Harvest Food Bank to provide Cooking Matters cooking classes in Alexander, Burke and Caldwell counties
- Multiple staff presented at local and state level conferences and training events
- Established new 5 star licensed center in Caldwell County at the Caldwell Family Resource Center
- Increased parent participation at all levels of the program
- Served 48 children with developmental delays or identified disabilities and who were eligible for Part C early intervention services
- Facility and playground improvements made in all 3 counties



Highlights of Program Goals for the Upcoming Year

Ninety nine percent (99%) of parents and caregivers who responded on the program survey are “almost always” or “always” satisfied with services and supports.

- Consistently promote Early Head Start services and benefits
- Enhance program coaching plan and strategies
- Strengthen staff knowledge and skills through intentional staff development and training experiences
- Continue to use data to inform program decisions and practices
- Use parenting curricula to strengthen parent and family capacity to nurture and care for their children
- Maintain monthly funded enrollment
- Continue to strengthen existing community partnerships and foster community partnerships with individuals, agencies, and organizations
- Maintain a well-integrated program that is responsive to children, families and communities
- Open an additional classroom to serve infants and toddlers



Nutrition Services:

The program participates in the child nutrition food program (CACFP). Children enrolled in the centers receive two meals and a snack daily. CACFP provided reimbursement of \$56,982.18 to the program.

“The program has helped my child to develop intellectually and physically.”

- Parent

Men's Zone Highlight from Alexander County

Alexander County staff along with a father, Glen Locklin, work actively to engage men in a group called the *Men's Zone*. They have been recruiting fathers, grandfathers, and other significant male figures to engage in fun activities with their children. During these fun activities, men discover their children's interests and abilities. They join in their children's play and promote early learning and school readiness. They learn to follow their child's lead and be active in their play together.

The *Men's Zone* in Alexander County started three years ago, with five men. Since then, the group has grown to twelve to fifteen men participating in their monthly activities. Activities of the Alexander Men's Zone have included hiking, making and flying kites, making homemade bubbles, a scavenger hunt, and using recyclable materials to make play cars for an indoor movie night. The Alexander *Men's Zone* meets monthly at the Alexander County Family Resource Center. Burke and Caldwell Counties also have monthly *Men's Zone* group meetings.



Men's Voices

"[Men's Zone] a time to make a life time of happy memories."

"Men's Zone is a place where I can be with no stress."

"I enjoy participating in the different activities [at Men's Zone]."

Early Head Start School Readiness

The EHS School Readiness plan and goals are updated each year. The Creative Curriculum for Infants and Toddlers, child and family interests and abilities, and Family Partnership Plans are used by staff and families to plan activities and to determine priorities for children. The Ages and Stages Developmental Screening and Teaching Strategies Gold Assessment are tools used to monitor children's developmental priorities and progress.

School readiness goals are aligned with the North Carolina Foundation Early Learning Standards, Head Start Early Learning Outcomes and the Parent, Family and Community Engagement Framework. Results from the Spring 2017 Teaching Strategies Gold checkpoint are shown below.



Percentage of Children Meeting or Exceeding Developmental Expectations			
Social Emotional	96%	Cognitive	97%
Physical Development	97%	Literacy	92%
Language	91%		

"Since my child started (EHS) he has started saying so many words, listens, and is so much more social and engaging with others."
-Parent

Early Head Start Staff Presentations and Community Participation

Community Board Participation

- Caldwell Community College & Technical Institute Early Childhood Advisory Board
- Child Care Connections of Burke County
- Burke Department of Social Services
- Catawba Valley Healthy Families Advisory Board
- Alexander Partnership for Children

Coalitions, Councils and Work Group Participation

- Alexander Physical Activity and Nutrition Coalition
- Caldwell Smart Start Conference Committee
- Early Childhood/Child Care Director's Groups
- Alexander Dept. Social Services Permanency Planning
- Alexander County Community Collaborative
- Alexander Department of Social Services Fatality Review Team
- Safe Kids Coalition
- Local Interagency Coordinating Councils
- Maternal and Child Health Infant Mortality (Caldwell)

Community Events

- Week of the Young Child (Burke, Alexander, Caldwell)
- Health and Safety Fair (Caldwell)
- Dr. Seuss Parade (Caldwell)
- Apple Blossom Festival (Alexander)
- Alexander County Independence Day Festival
- National Night Out (Taylorsville)
- Family Day (Burke)
- Library Trick or Treat Parade (Alexander)
- Burke County Library Festival
- LICC Child Fest (Burke)
- Spring Fling (Alexander)
- Care 4 Kids Day (Alexander)
- Health Literacy Fair (Burke)
- Maternal and Child Health Action Institute (Caldwell)

Six staff members presented at the North Carolina Head Start Association Conference



Medical and Dental Services

For Children enrolled

- 297 (98.6%) received continuous, accessible health care
- 289 (96%) had Medicaid, private or other health insurance
- 179 (100%) of 1 year old and older had oral health exams
- 286 (95%) were up to date on immunizations

For Women who were Pregnant

- 34 (74%) had at least one type of health insurance
- 44 (96%) received prenatal health care
- 33 (72%) received postpartum healthcare
- 44 (96%) received prenatal education on fetal development
- 43 (93%) received information on the benefits of breastfeeding

Family Services (services and number of families)

Emergency/crisis intervention such as meeting immediate needs for food, clothing, or shelter	62	Substance abuse treatment	8
Housing assistance such as subsidies, utilities, repairs, etc.	29	Child abuse and neglect services	10
Mental health services	27	Domestic violence services	10
English as a Second Language (ESL) training	31	Child support assistance	7
Adult education such as GED programs and college selection	38	Health Education	229
Job training	18	Assistance to families of incarcerated individuals	2
Substance abuse prevention	11	Parent Education	237
		Relationship/marriage education	6
		Asset-building services, such as financial education, opening savings and checking accounts, etc.	56

“It [EHS] has helped my family to become more economically independent.”
-Parent