



The Enola Group Early Head Start Family Survey Report

April 2018



The Enola Group Early Head Start Program
506 East Union St., PO Box 250
Morganton, NC 28680
Phone: (828) 475-0107 Fax: (828) 475-1086
www.enolagroup.org

Serving Alexander, Burke and Caldwell Counties

Table of Contents

Summary	3
Demographics	3
Parent Survey Topics.....	5
Survey Results.....	5

What we do...

The Enola Group Early Head Start Program enhances the early development and school readiness of young children, promotes healthy prenatal outcomes for women, and supports and strengthens healthy family development and well-being. The program offers services and resources through home-based and center-based activities.



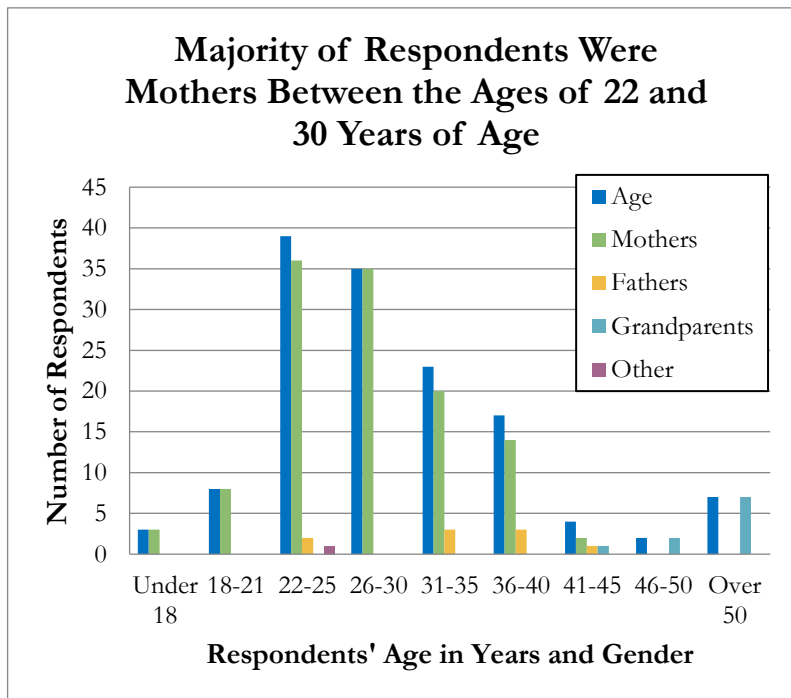
Summary

One hundred and thirty-nine (139) of the one hundred and sixty-five (165) surveys distributed to families were completed and returned. This is approximately an eighty four percent (84%) return rate. The aggregated results of the families' responses are shared in this report. These results are used to help us evaluate the effectiveness of the Enola Group Early Head Start Program's resources and services. The survey included questions regarding overall program satisfaction, the effectiveness of parenting supports, school readiness and child learning opportunities, and satisfaction with staff capacity-building practices. Families had the opportunity to provide feedback about home-based and center-based services and resources, as well as comment on playgroups, socializations, parenting education events, and their experiences with the Early Head Start program staff.

Demographics

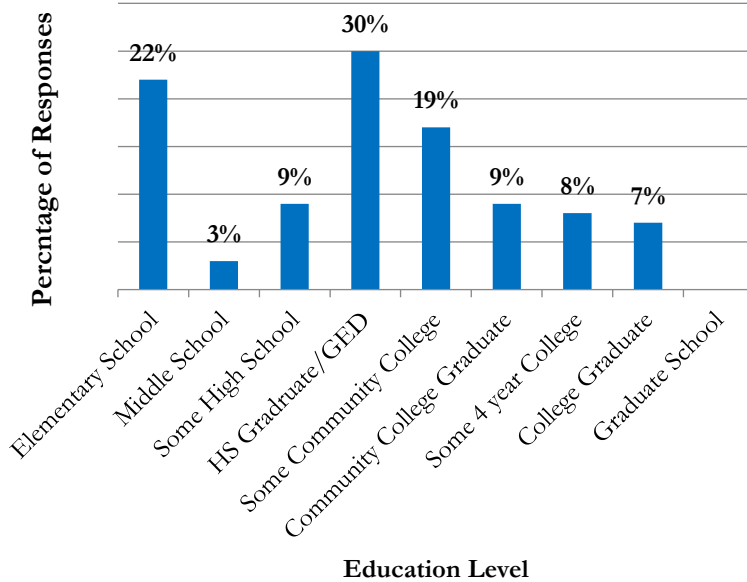
The survey responses represented feedback from families enrolled in the Enola Group Early Head Start program in Alexander, Burke, and Caldwell counties. The demographics of respondents were sorted and categorized by age, gender, education level, single- and two-person households, employment status, and ethnicity.

The following charts reflect the demographic information for survey respondents.



Families are encouraged to share learning opportunities with children.

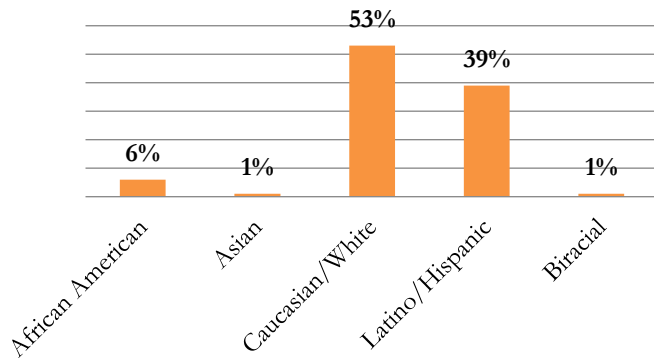
Thirty Percent (30%) of Parents/Caregivers Graduated From High School or Achieved a GED



“The program gave me the tools to help my child learn.”

-Parent

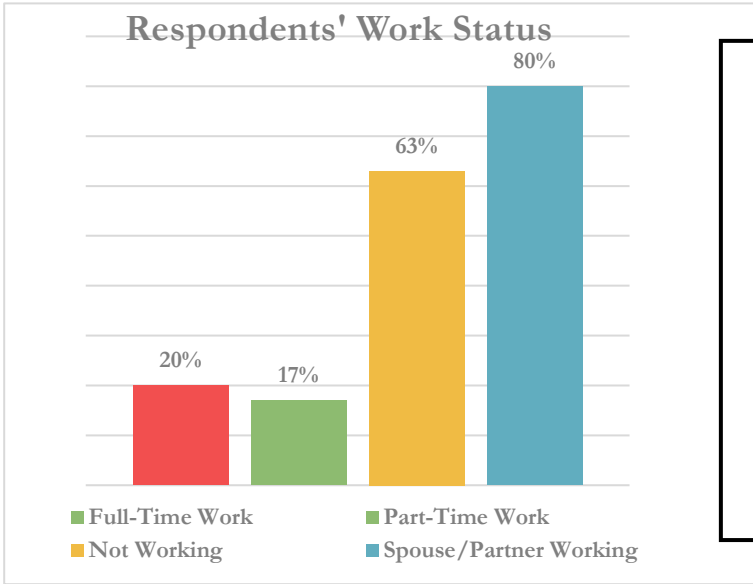
Respondents' Ethnicity



“The teachers are very helpful and knowledgeable. They do a great job at making sure the children are cared for and happy.” -Parent

HOUSEHOLDS

- Approximately 70% of families are two-parent households
- Nineteen percent (19%) of respondents reported being single
- Eleven percent (11%) reported being separated, divorced or widowed
- Seven percent (7%) were grandparents, including great grandparents responding as primary caregivers of their grandchildren



EMPLOYMENT

- Thirty-seven percent (37%) of survey respondents reported working part- or full-time
- Sixty-three percent (63%) reported they were not working
- Eighty percent (80%) of respondents reported their spouse/partner working part- or full-time

Parent Survey Topics

Survey questions covered topics such as parenting priorities and needs, personal well-being, everyday parenting experiences, school readiness and child development, and interactions with Early Head Start staff. Answers were rated on a 5-point Likert scale ranging from “1” (not at all) to “3” (sometimes) to “5” (always).

Survey Results

Below are the specific survey questions. Each question is listed along with the aggregated percentage of respondents’ answers.



Family Needs Being Met

Question: If you needed any of the following, how well do you feel you would be able to get the help you want or need on the following topics?

“Getting what you want or need”	Not at all	Not very often	Some-times	Almost Always	Always	Almost Always/ Always
Information about how children learn	3%	1%	10%	13%	73%	86%
Activities that my child would enjoy	1%	6%	4%	17%	72%	89%
Information about health, medical, or dental services	3%	2%	4%	16%	75%	91%
Fun things for my family to do together	1%	0%	10%	17%	72%	89%

Parent/Caregiver Well-Being

Question: How often did you experience each of the following during the past two weeks?

"Personal well-being"	Not at all	Not very often	Some-times	Almost Always	Always
Feeling that my life is going just great	3%	3%	32%	29%	33%
Feeling physically tired or run-down	19%	13%	53%	10%	5%
Feeling down-in-the-dumps or depressed	43%	27%	25%	2%	3%
Feeling in tip-top shape	11%	26%	40%	11%	12%

"I was able to go to college and graduate with an Associate's degree. I am now seeking to enroll in school to achieve my Bachelor's."
-Parent

"[Early Head Start] has given us a chance to build friendships that wouldn't have happened otherwise."
-Parent

An average of 89% of responding parents/caregivers reported being "a lot" or "always" confident and competent in accomplishing every day parenting responsibilities.

Parenting Competence, Confidence, and Enjoyment

Instruction: Please read each item and check the box that best tells us how you see yourself as a parent.

"Everyday parenting experiences"	Not at all	Very little	Some-times	Alot	Always	Alot/ Always
I find it easy to do every day parenting activities like feeding and bathing my child	1%	1%	10%	23%	65%	88%
Getting my child to play or interact with me is easy to do	0%	0%	7%	26%	67%	93%
I am really good at figuring out what my child likes to do	0%	0%	7%	24%	69%	93%
I think of myself as a really good parent	0%	0%	19%	28%	53%	81%
Playing & doing things with my child is a lot of fun	0%	0%	5%	16%	79%	95%
Being a parent comes naturally to me	0%	0%	14%	18%	68%	86%

An average of 94% of the parents/caregivers reported that they “almost always” or “always” provide and encourage their children to participate in school readiness activities and everyday learning opportunities.



SCHOOL READINESS OUTCOMES

- Eighty-five percent (85%) of children “met” or “exceeded” expected outcomes on school readiness goals as measured by Teaching Strategies Gold.

“The EHS teacher gives me information on how children learn, grow, health and safety. She motivates me to promote my child’s learning.”
-Parent

School Readiness

Question: How often do you do each of the following?

“School Readiness and Child Development”	Not at all	Not very often	Some-times	Almost Always	Always	Almost Always/ Always
Give your child opportunities to explore their surroundings	0%	2%	7%	24%	67%	91%
Give your child chances to figure out how they can make things happen	0%	0%	8%	25%	67%	92%
Give your child opportunities to make sounds, use gestures or signs, or words in play to communicate	0%	0%	2%	12%	86%	98%
Talk to your child about toys, people or things that happen during routines of the day	0%	0%	2%	12%	86%	96%
Give your child opportunities to do the things that they are good at doing	0%	0%	2%	18%	78%	96%
Give your child chances to do the things that he/she likes to do	0%	0%	3%	20%	77%	97%
Give your child opportunities to sing songs or nursery rhymes	0%	2%	8%	26%	62%	88%
Read or tell your child stories	0%	0%	8%	29%	57%	86%
Give your child lots of opportunities to play	0%	0%	1%	17%	82%	99%

“My children are learning above expectations.” **-Parent**

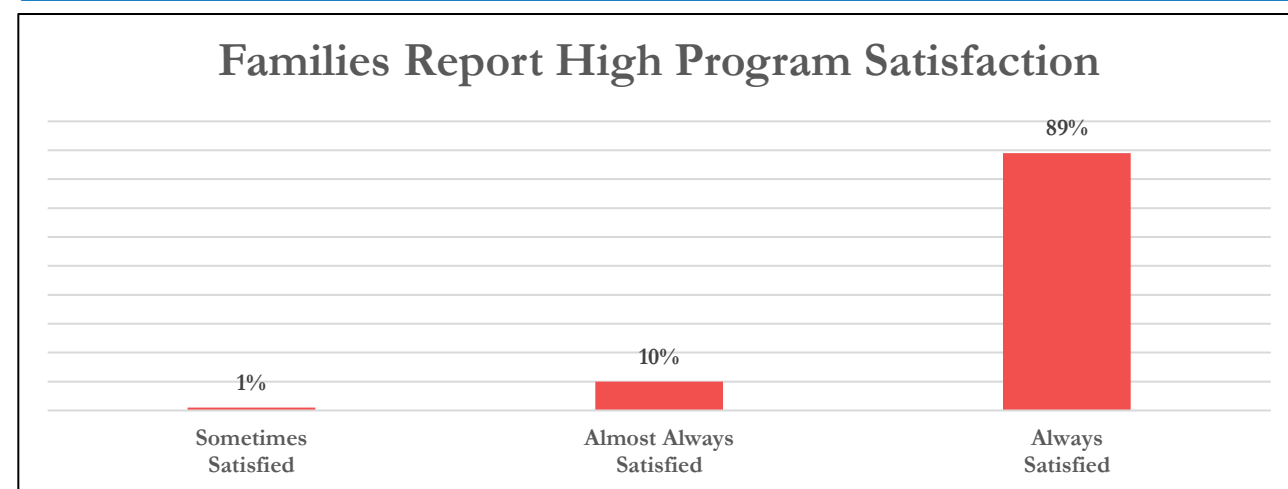
Ninety-four (94%) of responding parents and caregivers reported that their experiences and interactions with the Enola Group Early Head Start staff were always positive.

Parent Report on Staff Interactions

Instruction: Please circle the number that indicates how the Early Head Start staff interacts with and treats you and your family.

"Experiences with Staff Members"	Not at all	Not very often	Sometimes	Almost Always	Always	Almost Always/ Always
Really listen to my concerns or requests	-	-	3%	9%	88%	97%
See my child and family in a positive way	-	-	-	6%	94%	100%
Respond to my requests for advice or assistance	-	-	1%	8%	91%	99%
Actively involves me in achieving my family's goals and priorities	-	-	2%	9%	89%	98%
Recognize my child and family strengths	-	-	1%	11%	88%	99%
Support and respect my decisions as a parent	-	-	-	8%	92%	100%

Ninety-nine percent (99%) of parents/caregivers reported being "almost always" or "always" satisfied with the Enola Group Early Head Start program.



"It's been great being in the program. I feel the staff is like family. Always there when I need to talk; helps as much as they can and I feel my daughter is ahead of her age because of the program."

-Parent

